

Midland Handling Equipment Ltd

STRETTON ROAD, GREAT GLEN, LEICESTER. LE8 9GN
Telephone 0116-2593175 Fax 0116-2592820 E-mail enquiries@mhel.co.uk



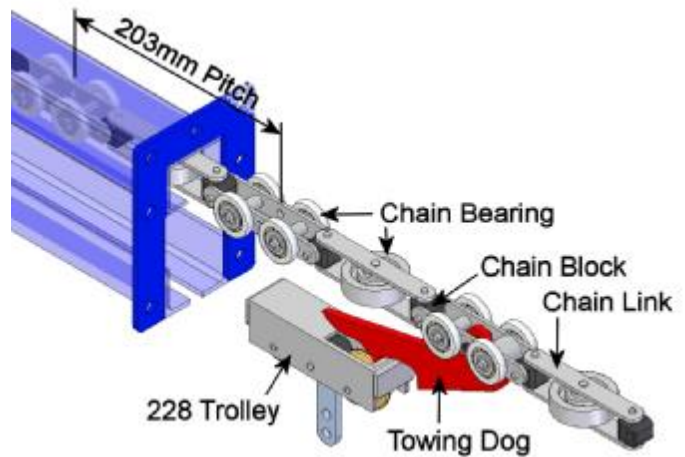
Data Sheet

Trakmaster 203 Twin Angle Power & Free Medium duty

Chain

Fully bi-planer with a true pitch of 203mm with a single large diameter bearing fitted between the horizontal chain links together with pairs of bearings between the vertical links. Maximum chain breaking stain is 3,000 lbs.

Side links	material grade 50B
Rivets	material EN8M
Cruciforms	sintered iron and copper
Bearings	races from EN1A case hardened fitted with hardened carbon steel balls – crowded race type.

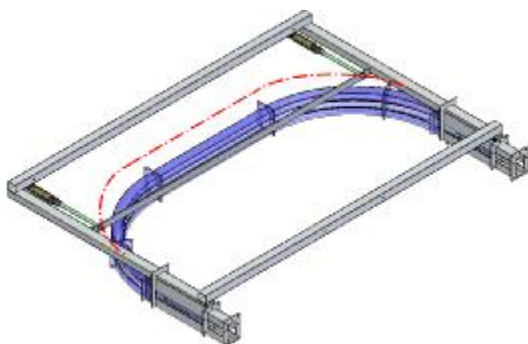
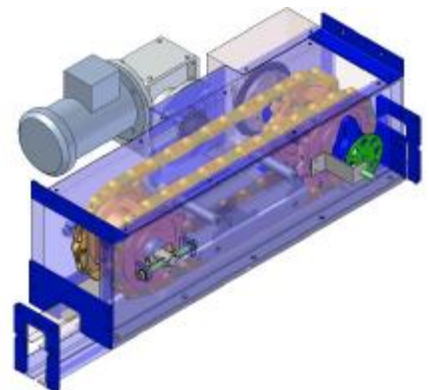


Track

The power and free track is a composition of the standard 203 chain track, a rolled steel rectangular section measuring 57 x 41 x 3mm thick with twin angles mounted beneath for the free track trolley to run in. The angles are supported from the chain track by a series of bridge plates welded in position along the track at 750mm centres. The end bridge plates have a series of holes to enable the track lengths to be bolted together in standard modules of 3000mm, shorter lengths are made to suite the circuit dimensions. Curves would be manufactured in the same way with the power track being rolled and fabricated from standard track section and surface hardened after manufacture to give a long life.

Drive Unit

A caterpillar type unit with driving dogs fitted between a pair of twin chains which in turn are driven by an in-line geared motor, incorporating a torque limiting device for overload protection. Variable speeds are achieved via an Inverter type speed controller providing 5:1 ratio or dc thyristor controllers providing 10:1 ratio.



Tension Unit

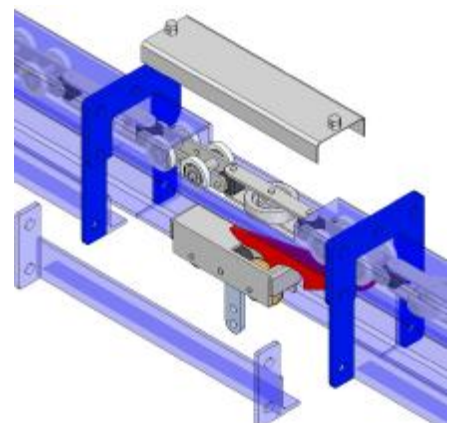
A spring loaded tension device would be fitted to ensure correct chain tension and to compensate for variances within the system.

Inspection

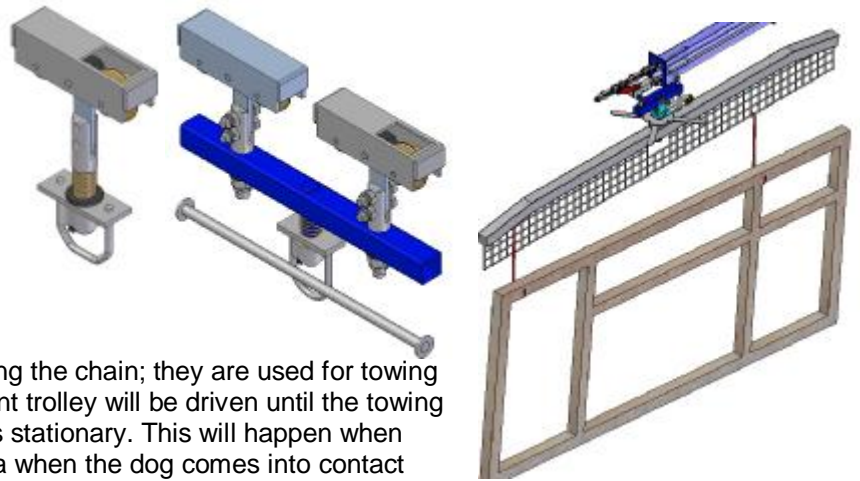
This would be incorporated in a readily accessible position in the circuit for inspection and preventative maintenance.

Track Switch

Track switches allow trolleys to be diverted into multiple lines for storage or to feed workstations. Both left and right hand track switches are available with pneumatic or manual control.



**Trakmaster 203 Twin Angle
Power & Free
Medium duty**

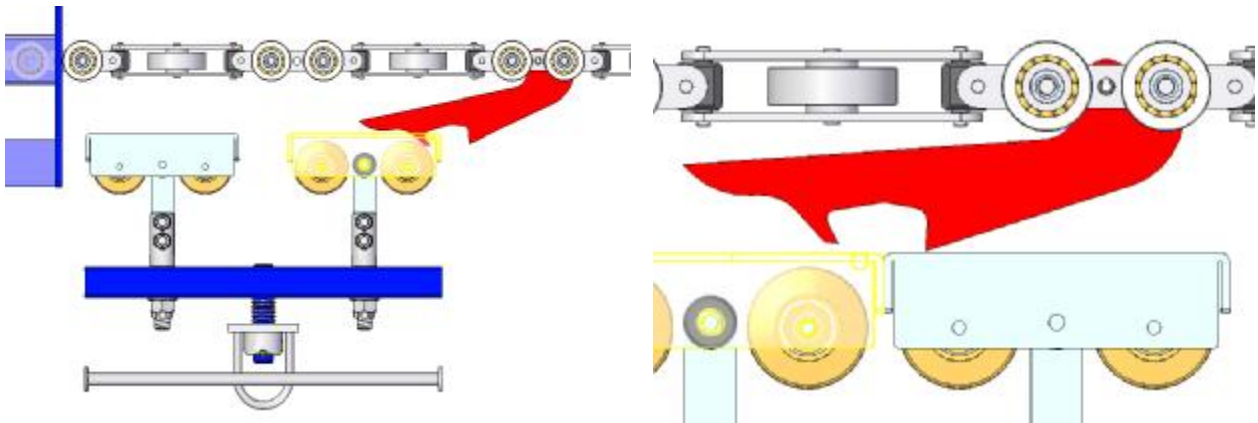


Trolley Attachments

A wide variety of attachment can be fitted to a trolley or a load bar.

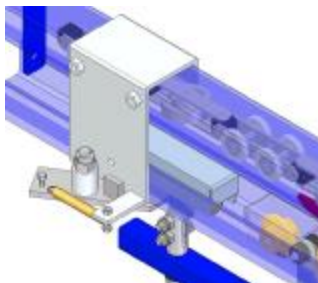
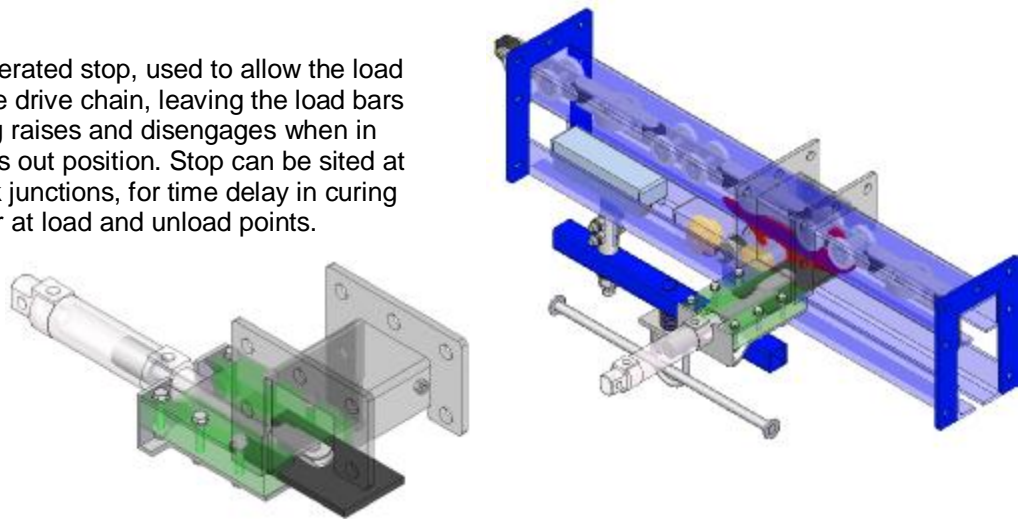
TOWING DOGS

Towing dogs are set at an even pitch along the chain; they are used for towing the front trolley of a load bar unit. The front trolley will be driven until the towing dog is disconnected leaving the load bars stationary. This will happen when two trolley queue behind one another or a when the dog comes into contact with a blade stop.



Blade Stop

This is a pneumatically operated stop, used to allow the load bars to disengage from the drive chain, leaving the load bars stationary. The towing dog raises and disengages when in contact with the blade in its out position. Stop can be sited at workstations, prior to track junctions, for time delay in curing ovens and spray booths or at load and unload points.



Anti Run Back

These units are used to use to prevent a load bar or trolley unit from rolling back when not engaged to the chain, this usually occurs at the end of a queue.

Support Structure

The conveyor would be either floor supported using square hollow section forming a rigid structure and incorporating base plates, or roof supported utilising track hanger clamps connected to tubular suspensions. Please see specification for specific proposals.

Finish

Track & steelwork finished mid blue paint, machined parts self colour or to customers own requirement.

For further help and information or to discuss a particular application please contact us, as above.